

(3) MNR Rural PG COLLEGE OF EDUCATION, FASALWADI, SANGAREDDY, Medak District.

Details of the College:

1. Trust/ Society : Established by the MNR Educational Trust, Bhagyanagar, Kukatpally, Hyderabad – 500072.
2. Year of Establishment : 2000-01
3. Courses offered : B.Ed.
4. Intake : 100
5. Government Orders : Letter No.18392/Trg.1/2001, dated 24.09.2001 of the Secretary to Govt,School Education (Trg) Dept.
6. NCTE (Bangalore) first recognition : F.AP/B.Ed/New/SRO/NCTE/2000-2001/6266, dated 04.04.2001
7. Latest Affiliation orders : Order No.968-MR/H-B.Ed./Aff./2011-12/Acad-IV-2/6290, dated: 18.08.2011 of Osmania University, Hyderabad.
8. Address of the Institution : MNR Rural PG College of Education
MNR Nagar, Fasalwadi,
Narsapur Road,
Sangareddy – 502 294.
Medak District.
9. Tel Nos. : 08455 – 230677
10. Type of Institution : Co-education


11. Infrastructural facilities

- a) Land : The Institution is located in an area of acres 3.00 in Sy No.574 from out of total extent of land Ac.8.32 Gts. owned by MNR Educational Trust in Fasalwadi, Sangareddy as per sale deed No.3061, dated 02.08.1999 of The Sub. Registrar, Sangareddy.
 - b) Details of the Building : The Building was constructed as per the plan approved by the Panchayat Secretary, Urban Panchayat Fasalwadi.
 - c) Area : The total built-up area is 16255 Sft 1510 sq.mts on 2nd floor & 3rd floors.
12. Library Reading Room : The college Library is equipped with a total number of 6741 books on Education as on 20.02.2012. The college subscribes for 17 Educational Journals with a cost of Rs.3825/- per annum and also subscribes for two news papers, the Hindu and Eenadu.





13. Laboratories : The college is equipped with
 1) Natural Science (Physical & Biological Sciences) & Mathematics Laboratory (NSML)
 2) Social Studies and School Study Laboratory (SSSSL)
 3) Psychology cum Case Study Laboratory (PCSL)
 4) Educational Technology and Computer Education Laboratory (ETCEL)
 5) Cultural Studies Laboratory (Cu.SL)
 6) Personality Development and Communicative English Laboratory (PDCEL)
 7) Community Studies Laboratory (Co.SL)
 8) Health & Physical Education Laboratory (HPEL)
14. Name of the Correspondent : Sri M.N.Raju,
 Ph No.23899735.

15. **Faculty Members for B.Ed. Course** for the year 2011-12 as approved by the Osmania University in their letter No.`9/MR/H-B.Ed/2011-12/Acad/IV-2, dated 05.01.2012.

S.No.	Name	Designation	Qualification	Photograph
1	Dr.M.Venkateshwara Rao,	Principal	M.Sc., M.Ed., Ph.D	
2	Mr.P.Srinivasa Rao	Lecturer in Telugu	M.A., M.Ed.,	
3	Ms.Kasturi Sai Ratna Manjusha	Lecturer in English	M.A., M.Ed.,	

4	Mr.Ch.Ramesh	Lecturer in Physical Sc	M.Sc.,M.Ed	
5	Mr.Ankamma Rao	Lecturer in Mathematic	M.Sc.,M.Ed.,	
6	Ms.G.Padmavathi	Lecturer in Social Studi	M.A., M.Ed.,	
7	Ms.Vequar Unnisa	Lecturer in Biological Sciences	M.Sc.M.Ed.,	
8	Mr.G.Nageswara Rao	Lecturer in Education	M.A.,M.Ed.,	

16. Faculty Members for M.Ed. Course for the year 2007-08 as approved by the Osmania University in their letter No.19/MR/H-B.Ed/2011-2012/Acad./IV-2, dated 05.01.2012.

S.No.	Name	Designation	Date of Birth	Qualifications	Photograph
1	Dr.G.Ganapathi Rao	Reader in Education	01.07.1951	M.A., M.Ed., Ph.D.	
2	Dr.P.Krishna Rao	Lecturer in Education	20.08.1961	M.A., M.A.(Edn.), Ph.D.	
3	Mr.N.Nageswara Rao	Lecturer in Education	10.06.1976	M.A., M.Ed.	
4	Mr.V.Muttaiah	Lecturer in Education	18.12.1981	M.Ed., M.Phil., NET-2007	

17.B.Ed. Results:

Year	Total appeared		First with Distinctio		First Division		Second Division	
	Theory	Practical	Theory	Practical	Theory	Practical	Theory	Practical
2001-02	119	119	2	116	45	02	70	--
2002-03	98	98	--	92	26	6	71	--
2003-04	96	96	--	90	36	6	59	--
2004-05	96	96	1	51	24	46	69	--
2005-06	91	92	06	82	68	10	15	--
2006-07	97	96	03	82	64	14	26	--
2007-08	98	98	1	63	30	34	66	1
2008-09	97	96	--	95	21	1	37	--
2009-10	96	96	6	88	41	8	34	--
2010-11	98	98	2	95	30	3	63	--

18. M.Ed. Results

Year	Grade						Total appeared	Total passed	Pass %
	A (70-84)	B (60-69)	C (55-59)	D (50-54)	E (40-49)	F Less than 40			
2007-08	2	24	3	--	--	-	30	29	96
2008-09	3	14	6	1	--	--	25	24	96
2009-10	--	15	2	--	--	--	23	17	73.9
2010-11	6	19	4	1	--	--	30	30	100

Grade Letter	Range of % of marks
O	85-100
A	70-84
B	60-69
C	55-59
D	50-54
E	40-49
F	Less than 40